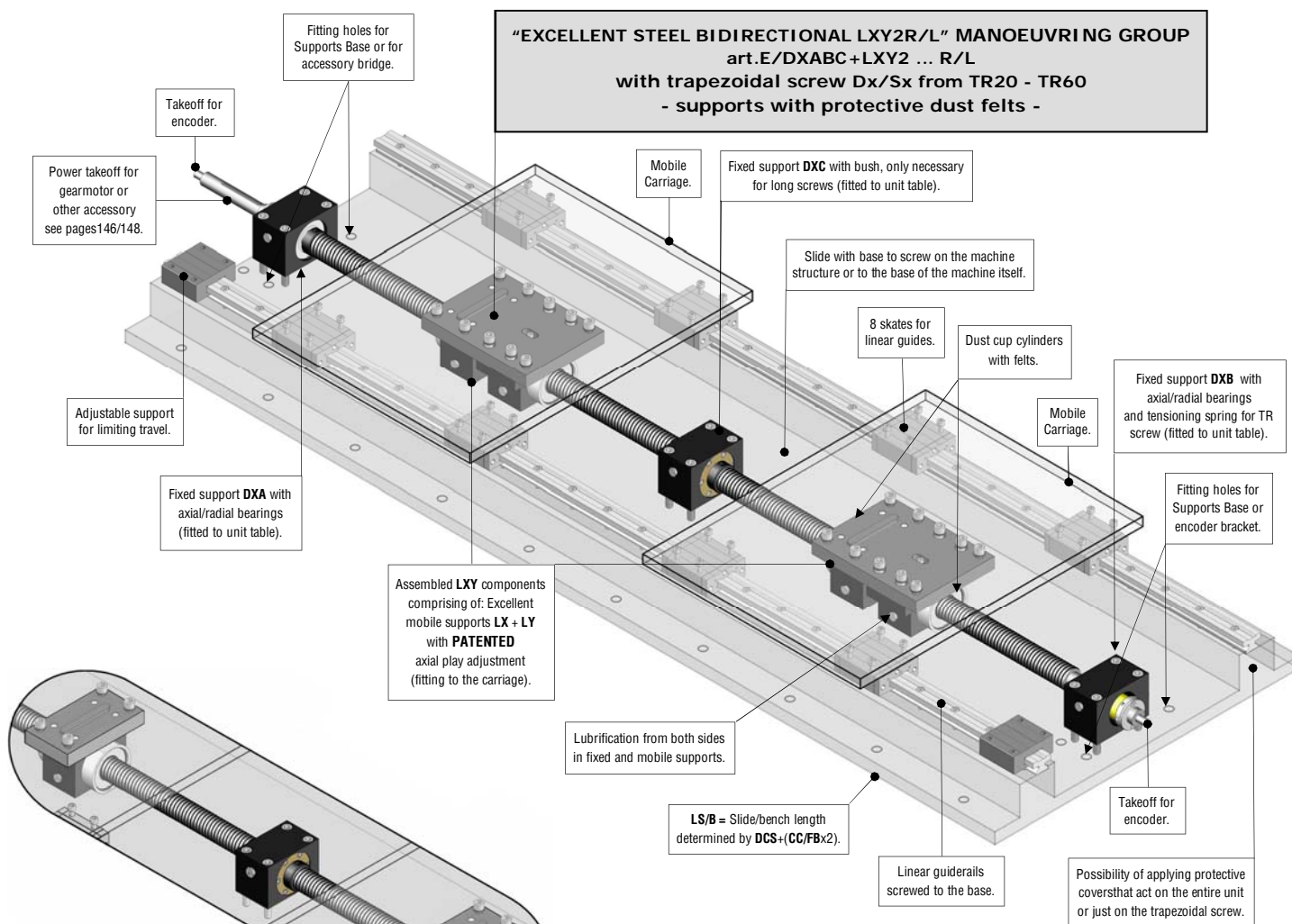


- **GROUP WITH SUPPORTS AND CYLINDRICAL DUST CUPS** for bidirectional movements with a single drive drive.
 - **Supports in nitrided steel with axial/radial bearings and bronze flange nuts Dx and Sx on bidirectional trapezoidal screws for nearing and distancing the mobile supports by rotating the screw in one direction or the other. Supports ready for rubber protective covers.**
 - Group **E/DXABC+LXY2R/L** (first diagram on the side) with dust is optimal for bidirectional movements with single drive with Dx/Sx screw having a maximum length of 200 times its diameter **with the possibility of axial play adjustment**. The Group can also be used vertically/obliquely but with prior risk assessment in reference to the specific application. The system allows the control of the maximum wear of the nuts, **tolerable up to a 1/4 of a pass**, and helps to provide an adequate protection for the machine by limiting any eventual risks due to nuts breaking. Please find on page 154 the system for axial play adjustment and for wear control together with the information plate we supply to apply to the machinery. **For vertical use the gearmotor position normally foreseen is above with the supports fitted in sequence with the arrows indicating the force of gravity facing downwards as in the diagrams. For the version with the gearmotor below the screw the modified screw to be used is as in version "/B". Example Group art."/E/DXABC+LXY2/B ... R/L".**
 - **The guarantees of functionality and safety are determined by the proper use of the group together with perfect fitting on the machinery with the tabs inserted and the engraved arrows facing the same direction and, if used for vertical/oblique movements, they must face downwards.**
 - Group **E/DXABC+LX2R/L** (second diagram on the side) with dust protection is only used for horizontal Dx/Sx movements where axial play adjustment is not necessary.
 - **For use with gearmotor below** the supports arrangement does not change but only the Dx/Sx screw terminals available specially from TR20 a TR60.
 - **For usage with screws shorter than 100 times their diameter and with medium/low load, the central support DXC** be excluded and when ordering remove the letter "C" from the product code (after DVAB), for example: "E/DXAB+LXY2R/L" e "E/DXAB+LX2R/L".
- All of the Excellent Groups can be purchased pre-assembled, with the supports inserted on the trapezoidal screw, in that for mounting on the Manoeuvring Unit requires no dismantling, fitting the Group to the machine as shown on the **Excellent application diagram BID 2/A** on page 161.
- All of our Groups are ready for, but do not include, gearmotors and other accessories, unless specifically agreed on the order.
- (Group ready for rubber protective covers and complementary accessories detailed on page 265).**
- For the correct use of this Group we also recommend reading the technical instructions on pages 125-127.**

- **Indicative diagram of Manoeuvring Unit using "Excellent Steel Bidirectional LXY2R/L Group with Dx/Sx trapezoidal screw and axial play adjustment.**



Version art.
E/DXABC+LX2 ... R/L
Mobile support LX
 (without axial play adjustment).
 Fitting: see **Excellent application diagram BID 1/A** on page 160.

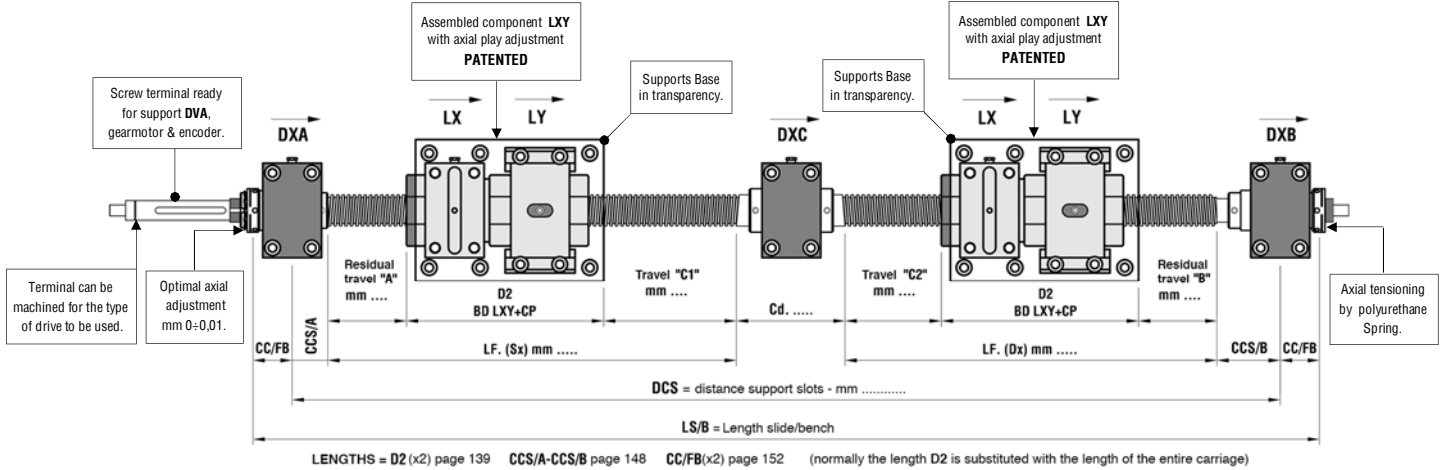
Design notes:
 Height **HE/A** or **HE/B** between the fixed machine base and the carriage is listed on page 152 together with distance **CC/FB** between the centre of the support slot and the edge of the slide/bench.

Group with components threaded right/left made to order.

Photos, diagrams and technical data are the exclusive property of Bimeccanica srl. All rights reserved.

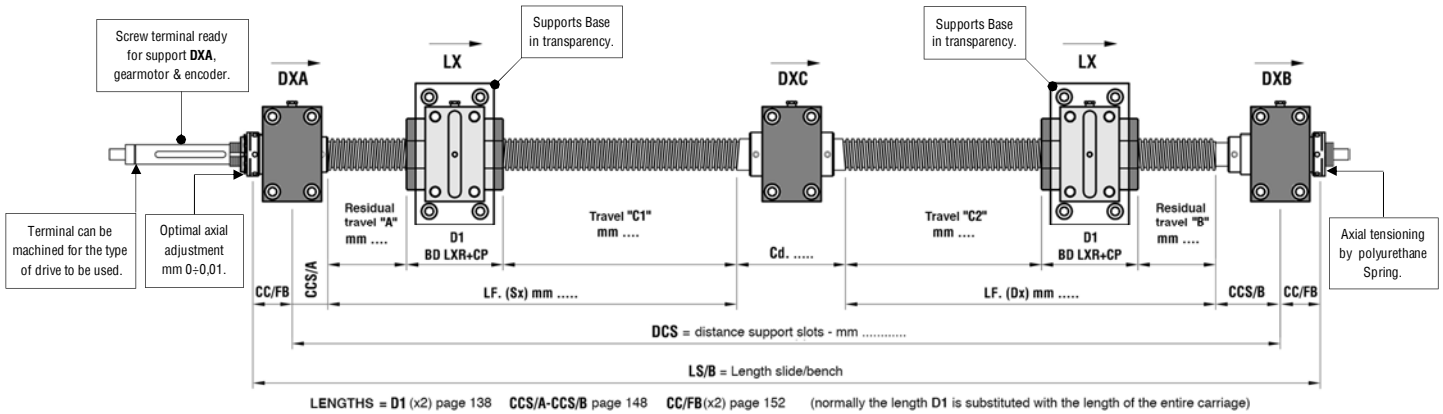
- **TRAPEZOIDAL SCREW MANOEUVRING GROUP mod. "EXCELLENT STEEL BIDIRECTIONAL"- art.E/DXABC+LXY2...R/L series 20/60**
- Trapezoidal screw with maximum length of 200 times its diameter, double nut and ready for supports and accessories.

<p>COMPOSITION OF GROUP WITH THE RELATIVE SUPPORTS:</p> <ul style="list-style-type: none"> - Trapezoidal screw (type and length to be defined). - art.DXA Fixed steel support with axial/radial bearings. - art.DXB Fixed steel support with axial/radial bearings. - art.DXC Fixed steel support with bush (for long screws). 	<p>Assembled component LXY on mobile Supports Base composed of:</p> <ul style="list-style-type: none"> - art.LX/R (Dx) Steel mobile support with load bearing nut CFB/L. - art.LY/R (Dx) Steel mobile support with adjustable nut CFB/L. - art.LX/L (Sx) Steel mobile support with load bearing nut CFB/L. - art.LY/L (Sx) Steel mobile support with adjustable nut CFB/L. 	<p>Fitting diagram of the Group on the slide "Excellent Application BID 2/A" on page 161. (or "BID 2/B" with fixed supportson bases, same page).</p>
---	--	--



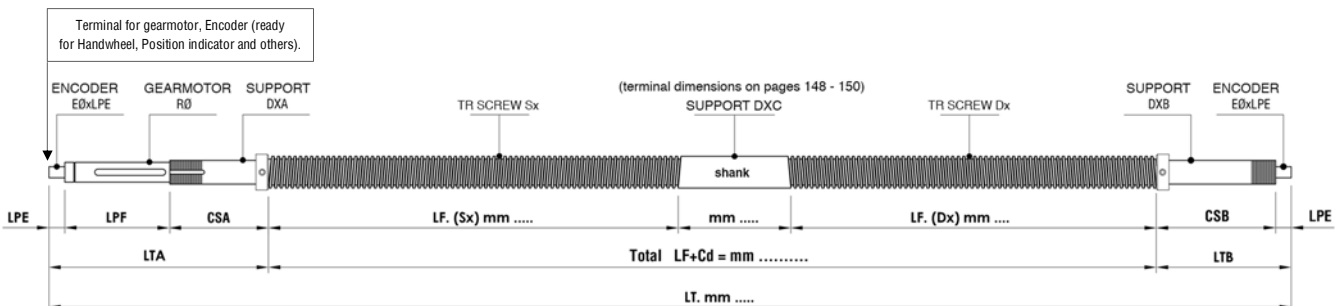
- **TRAPEZOIDAL SCREW MANOEUVRING GROUP mod. "EXCELLENT STEEL BIDIRECTIONAL"- art.E/DXABC+LX2 ... R/L series 20/60**
- Trapezoidal screw with maximum length of 200 times its diameter, double nut and ready for supports and accessories.

<p>COMPOSITION OF GROUP WITH THE RELATIVE SUPPORTS:</p> <ul style="list-style-type: none"> - Same as above with the exclusion of Support art.LY (group without axial play adjustment). 	<p>Fitting diagram of the Group on the slide "Excellent application BID 1/A" on page. 160 (or "BID 1/B" with fixed supports on bases same page).</p>
--	--



- For the reasons of maximum opposing stress (bite) adhere to the instructions in the technical specifications section.

- **TRAPEZOIDAL SCREW DESIGN** of threaded bar ready for the above supports, gearmotor (positioned at the side or above) & encoder. For positioning the gearmotor below (for use only in cases of extreme necessity) please ask for the appropriate screw. Trapezoidal screw terminal: for specific details please see pages 146 - 148, for general details please see pages 48 - 56.



- For sizing the Manoeuvring Group screw and consequent gearmotor, consult our tables ES3/ES4 - on pages 148 - 151 with subsequent compilation of this page quoting the Group in the points indicating "Travel A - Travel B - Travel C1/C2" together with the Questionnaire found on pages 64-65.
- Please send everything to our technical department for optimizing. For the dimensions of single supports and spare parts please see the following pages.