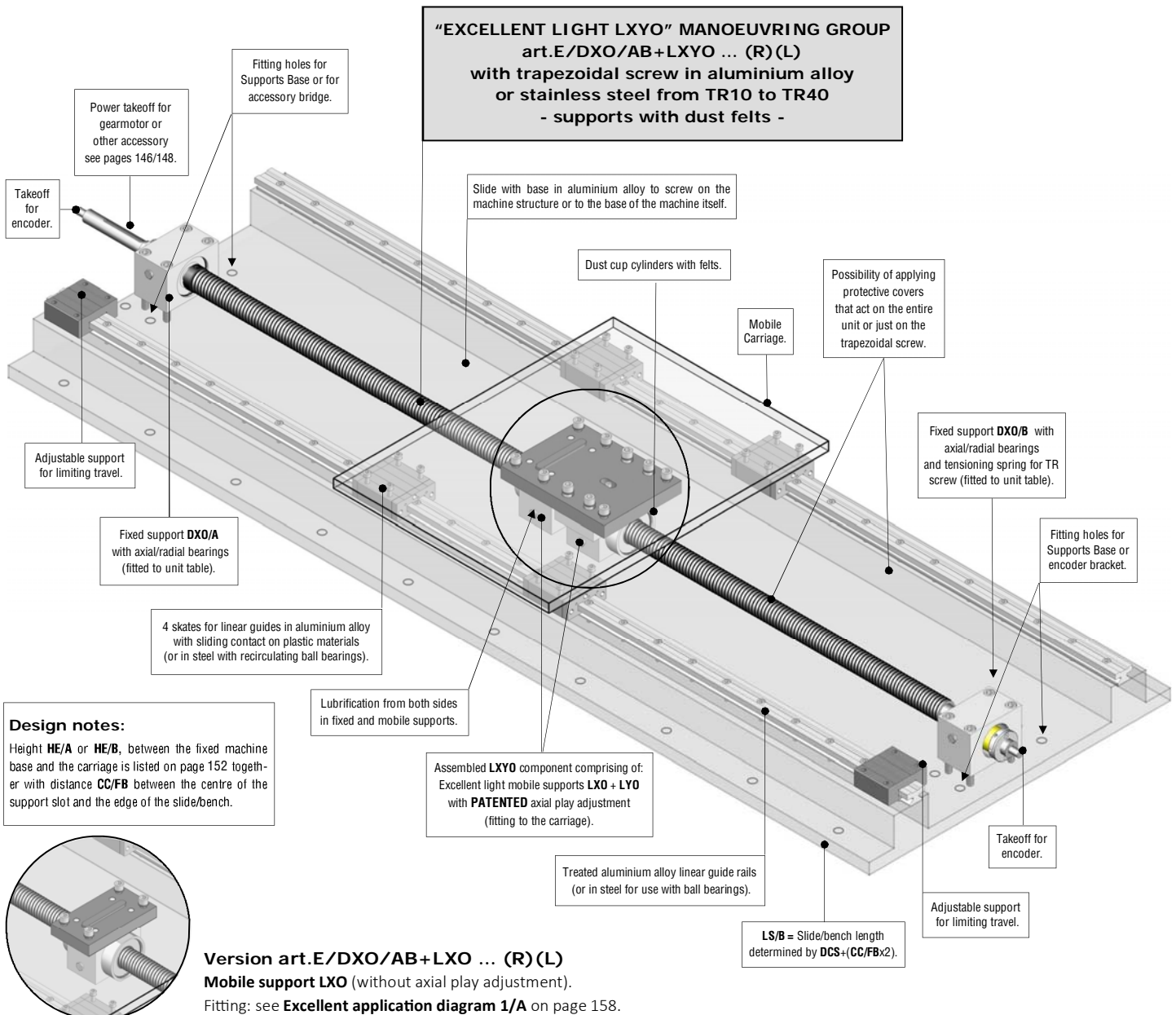


- **GROUP WITH LIGHTWEIGHT SUPPORTS AND DUST CUP CYLINDERS** for medium/long movements.
- Use with single screw or double screw in parallel with single drive.
- Anodized aluminium alloy supports with axial/radial bearings and nylon (POM.C Polyacetal) flange nuts on trapezoidal screw.
- The **E/DXO/AB+LXYO** Group (first diagram on the side) with short screw and dust protection allows, axial play adjustment and is optimal for fast movements of low loads horizontally with medium/long screw, however it can also be used vertically/obliquely after prior risk assessment relative to the specific application. The system allows the control of the maximum wear of the nuts, tolerable up to a 1/4 of a pass (see page 154), and helps to provide an adequate protection for the machine by limiting any eventual risks due to nuts breaking. For vertical use with gearmotor (or other) above the arrangement of the supports is in the sequence shown in the diagram. In particular cases in which the gearmotor (or other) is positioned below the supports disposition remains but only the trapezoidal screw terminals change supplied specially in a limited range from TR20 - TR40 and adding "/B" to the article when ordering. Example Group art. "E/DXO/AB+LXYO/B ... (R)/(L)".
- The guarantees of functionality and safety are determined by the proper use of the group together with perfect fitting on the machinery with the tabs inserted and the engraved arrows facing the same direction and, if used for vertical/oblique movements, they must face downwards.
- The **E/DXO/AB+LXO** Group (2° diagram on the side) is only used for horizontal applications with medium/long screw where axial play adjustment is not necessary. All of the Excellent can be purchased pre-assembled, with the supports inserted on the trapezoidal screw, in that for mounting on the Manoeuvring Unit requires no dismantling, fitting the Group to the machine as shown on the Excellent application diagram 2/A on page 159. Our Groups are ready for the fitting of accessories such as gearmotors, handwheels, position indicators and others. These items, defined "complementary accessories, are normally available from us pre-selected according to the machined screw terminal, pre-fitted together with the supports that form the Group itself. (Group ready for rubber protective covers and complementary accessories on page 265). For vertical/oblique use in safety please evaluate the use of the Excellent Safety Group (see diagram on page 132). For the correct use of this Group we also recommend reading the technical instructions on pages 163 - 165.
- Indicative diagram of Manoeuvring Unit using "Excellent Light LXYO" Group with "medium/long" trapezoidal screw and axial play adjustment.

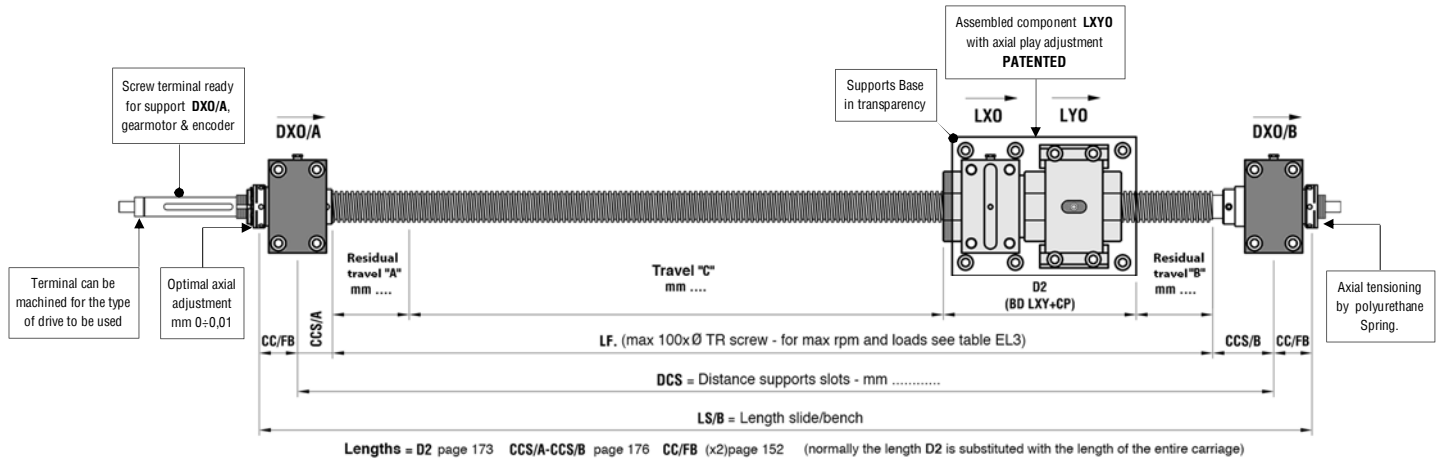


Group with right threaded components available from stock; with left threaded components made to order.



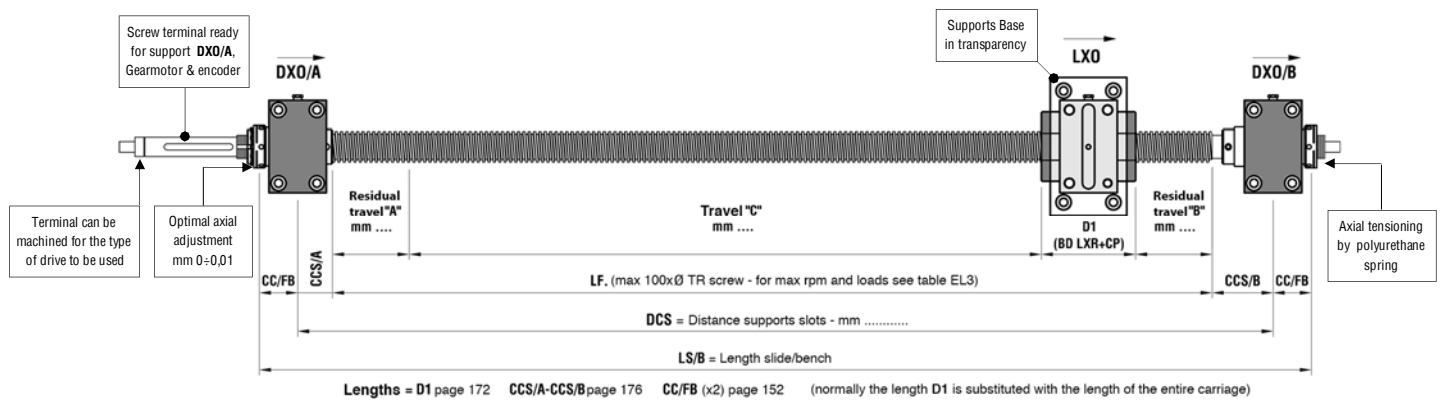
- TRAPEZOIDAL SCREW MANOEUVRING GROUP mod. "EXCELLENT LIGHT" - art.E/DXO/AB+LXYO ... (R)(L) series 10/40
- Trapezoidal screw with maximum length of 100 times its diameter, double nut and ready for supports and accessories.

<p>COMPOSITION OF GROUP WITH THE RELATIVE SUPPORTS:</p> <ul style="list-style-type: none"> - Trapezoidal screw (type and length to be defined). - art.DXO/A Fixed support in aluminium alloy with axial/radial bearings. - art.DXO/B Fixed support in aluminium alloy with axial/radial bearings. 	<p>Assembled component LXYO on mobile Supports Base composed of:</p> <ul style="list-style-type: none"> - art.LXO Aluminium alloy mobile support with load bearing nut CFN/L. - art.LYO Adjustable aluminium alloy mobile support with nut CFN/L. 	<p>Fitting diagram of the Group on the slide "Excellent Application 2/A" on page 159 (or "2/B" with fixed supports on bases, same page).</p>
---	---	--

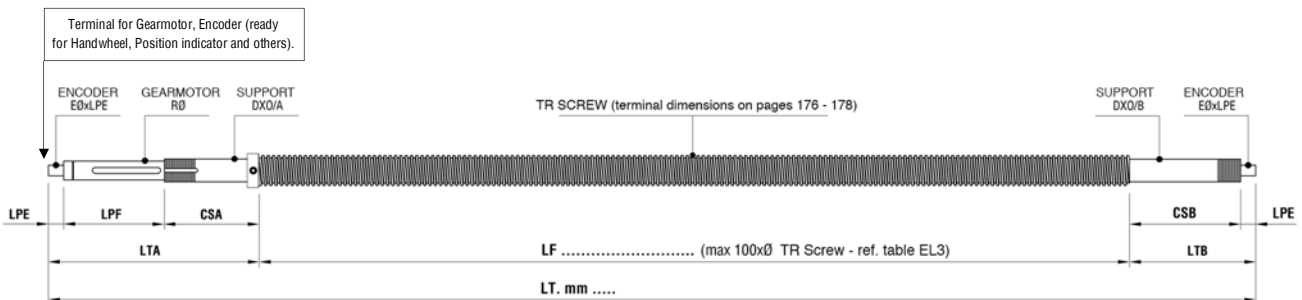


- TRAPEZOIDAL SCREW MANOEUVRING GROUP mod. "EXCELLENT LIGHT" - art.E/DXO/AB+LXO ... (R)(L) series 10/40
- Trapezoidal screw with maximum length of 100 times its diameter, single nut and ready for supports and accessories.

<p>COMPOSITION OF GROUP WITH THE RELATIVE SUPPORTS:</p> <ul style="list-style-type: none"> - Same as above with the exclusion of Support art.LYO (group without axial play adjustment). 	<p>Fitting diagram of the Group on the slide "Excellent Application 1/A" on page 158 (or "1/B" with fixed supports on bases same page).</p>
---	---



- TRAPEZOIDAL SCREW DESIGN of threaded bar ready for the above supports, gearmotor (positioned at the side or above) & encoder. For positioning the gearmotor below (for use only in cases of extreme necessity) please ask for the appropriate screw. Trapezoidal screw terminal: for specific details please see pages 146 - 148, for general details please see pages 48 - 56.



- For sizing the Manoeuvring Group screw and consequent gearmotor, consult our tables EL3/EL4 on pages 176—179 with subsequent compilation of this page quoting the Group in the points indicating "Travel A - Travel B - Travel C" together with the Questionnaire found on pages 64-65.
- Please send everything to our technical department for optimizing. For the dimensions of single supports and spare parts please see the following pages.