

**art.LXYO**

**ADJUSTABLE MOBILE SUPPORTS mod.10/40** in anodized aluminium alloy with dust felts, nylon flange nut **CFN/L** and accessories.  
(article includes Supports Base **BD LXY**)

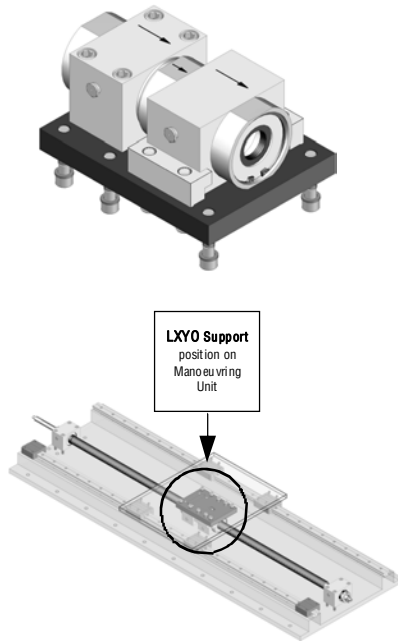
**LXYO supports assembled with Supports Base**



**LXYO supports - exploded diagram**



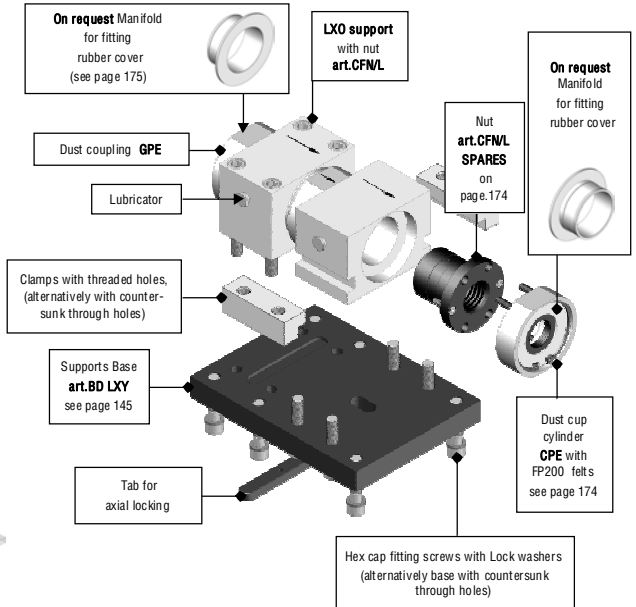
Fitting on mobile support with Supports Base below



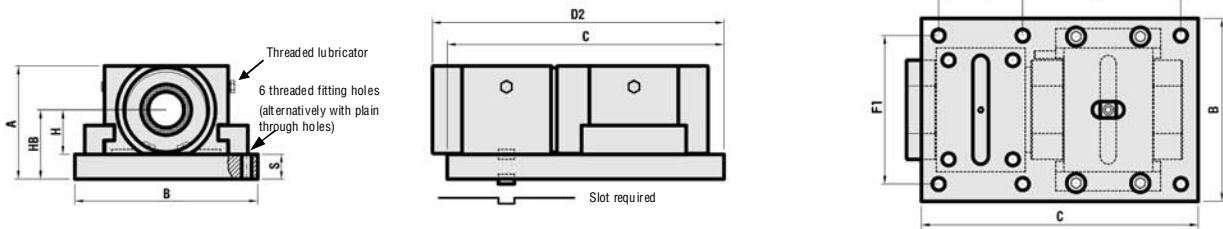
LXYO Support position on Manoeuvring Unit



Standard fitting on mobile support with Supports Base on top



- > The Supports Bases below are in nitrided steel, or on request they can be made in aluminium alloy.
- > An aluminium plate, to fit to the machine for permanent reference, showing how to adjust the axial play is supplied with the **LXYO supports**.
- > Complete diagrams showing how to fit to the machine are on pages 159 and 161.



> D2 = Nett size with Dust Cups, excluding Manifolds for covers - Support with right threaded nut available from stock.

> Approximate weight with accessories, fitting bolts and Supports Base BD LXY

NUT CFBL	CODE Dx	ARTICLE Dx	CODE Sx	ARTICLE Sx	A	B	C	D2	S	H	HB	F1	F2	F5	Hex screws for fitting	Slot required for fitting	Lubricator thread	WEIGHT Kg
TR 10x2	301SM5102R	LXYO TR 10x2 R	301SM5102L	LXYO TR 10x2 L	46	85	120	129	12	17,5	29,5	69	34	70	M6	Ø5x42x3	M6x1	1,335
TR 10x3	301SM5103R	LXYO TR 10x3 R	301SM5103L	LXYO TR 10x3 L	46	85	120	129	12	17,5	29,5	69	34	70	M6	Ø5x42x3	M6x1	1,335
TR 12x3	301SM5123R	LXYO TR 12x3 R	301SM5123L	LXYO TR 12x3 L	51	90	120	130	12	20	32	74	34	70	M6	Ø6x47x3	M6x1	1,510
TR 14x3	301SM5143R	LXYO TR 14x3 R	301SM5143L	LXYO TR 14x3 L	59	105	140	148	15	22,5	37,5	85	40	80	M8	Ø8x52x3,5	M6x1	2,425
TR 14x4	301SM5144R	LXYO TR 14x4 R	301SM5144L	LXYO TR 14x4 L	59	105	140	148	15	22,5	37,5	85	40	80	M8	Ø8x52x3,5	M6x1	2,425
TR 16x4	301SM5164R	LXYO TR 16x4 R	301SM5164L	LXYO TR 16x4 L	64	110	140	150	15	25	40	90	40	80	M8	Ø10x62x4	1/8G	2,730
TR 18x4	301SM5184R	LXYO TR 18x4 R	301SM5184L	LXYO TR 18x4 L	64	120	150	158	15	25	40	100	50	80	M8	Ø10x62x4	1/8G	3,190
TR 20x4	301SM5204R	LXYO TR 20x4 R	301SM5204L	LXYO TR 20x4 L	69	120	160	171	15	27,5	42,5	100	50	90	M8	Ø12x72x4	1/8G	3,610
TR 22x5	301SM5225R	LXYO TR 22x5 R	301SM5225L	LXYO TR 22x5 L	69	120	160	171	15	27,5	42,5	100	50	90	M8	Ø12x72x4	1/8G	3,610
TR 24x5	301SM5245R	LXYO TR 24x5 R	301SM5245L	LXYO TR 24x5 L	84	150	190	203	20	32,5	52,5	115	50	110	M10	Ø14x82x4,5	1/8G	6,740
TR 25x5	301SM5255R	LXYO TR 25x5 R	301SM5255L	LXYO TR 25x5 L	84	150	190	203	20	32,5	52,5	115	50	110	M10	Ø14x82x4,5	1/8G	6,740
TR 26x5	301SM5265R	LXYO TR 26x5 R	301SM5265L	LXYO TR 26x5 L	84	150	190	203	20	32,5	52,5	115	50	110	M10	Ø14x82x4,5	1/8G	6,740
TR 28x5	301SM5285R	LXYO TR 28x5 R	301SM5285L	LXYO TR 28x5 L	89	150	200	216	20	35	55	120	50	120	M10	Ø14x92x4,5	1/8G	7,650
TR 30x6	301SM5306R	LXYO TR 30x6 R	301SM5306L	LXYO TR 30x6 L	89	150	200	216	20	35	55	120	50	120	M10	Ø14x92x4,5	1/8G	7,650
TR 32x6	301SM5326R	LXYO TR 32x6 R	301SM5326L	LXYO TR 32x6 L	89	150	200	216	20	35	55	120	50	120	M10	Ø14x92x4,5	1/8G	7,650
TR 35x6	301SM5356R	LXYO TR 35x6 R	301SM5356L	LXYO TR 35x6 L	99	160	220	231	20	40	60	130	70	120	M10	Ø14x102x4,5	1/8G	9,170
TR 36x6	301SM5366R	LXYO TR 36x6 R	301SM5366L	LXYO TR 36x6 L	99	160	220	231	20	40	60	130	70	120	M10	Ø14x102x4,5	1/8G	9,170
TR 40x7	301SM5407R	LXYO TR 40x7 R	301SM5407L	LXYO TR 40x7 L	109	180	240	254	25	42,5	67,5	145	65	140	M12	Ø16x112x5	1/8G	12,940

- > As per the diagram, the fitting clamps are supplied with threaded holes but on request they can be supplied with countersunk through holes. For the overall weight of the Group with screw please see the table on page 165.
- > To comply with safety regulations it is obligatory to use the locking tabs, the fitting hardware supplied, and ensuring that the arrows engraved in the supports are all facing in the same direction, which for vertical/oblique movements must be facing downwards.