

# Vedenia pasovych retazi

## Pre retaz 881 TAB a 880 TAB

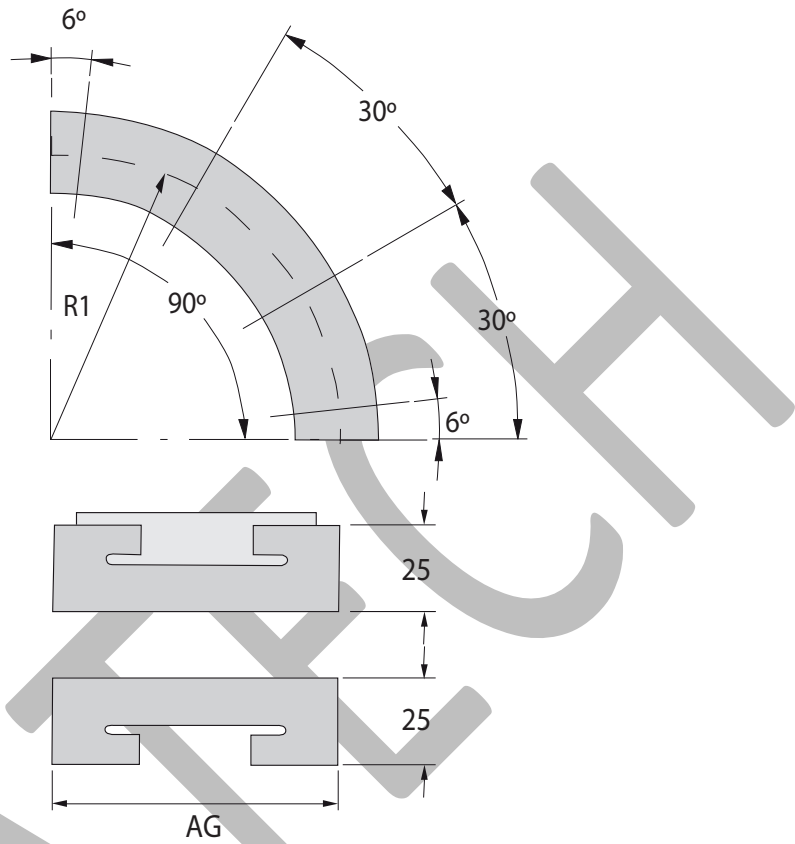
Sirka lamiel 82,5 mm

R-1	R-2	R-3	P	AG
500	-	-	-	100
500	590	-	90	190
500	590	680	90	280
650	-	-	-	100
650	740	-	90	190
650	740	830	90	280
860	-	-	-	100
860	950	-	90	190
860	950	1040	90	280

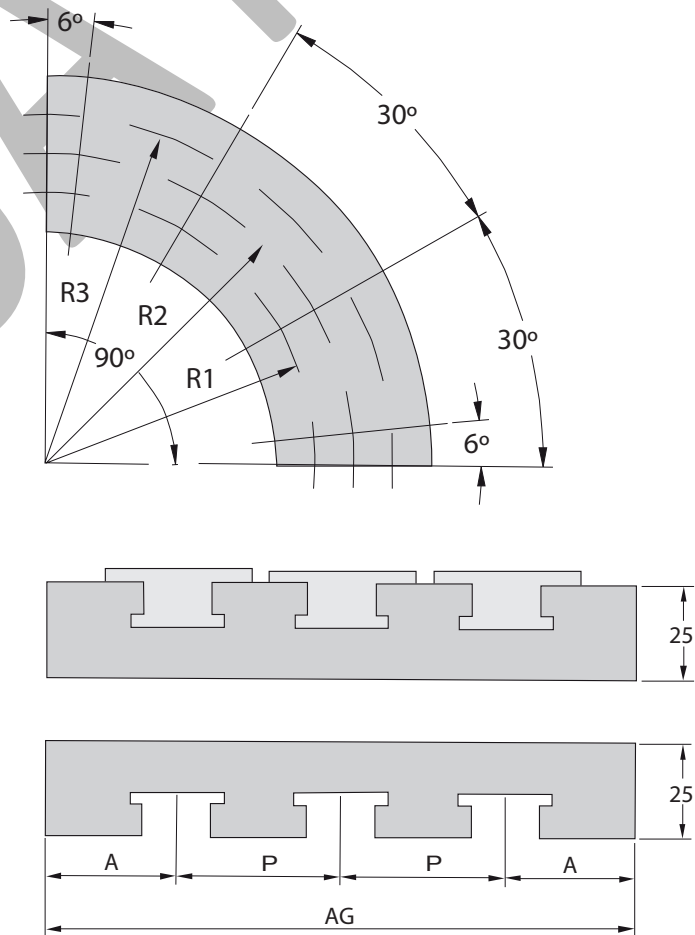
Sirka lamiel 114,3 mm

550	-	-	-	130
550	675	-	125	255
550	675	800	125	380
650	-	-	-	130
650	775	-	125	255
650	775	900	125	380

Ine rozmery na zaklade poziadavky



Priamy profil na zaklade poziadavky



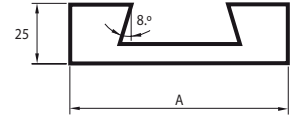
# Vedenia pasovych retazi

## Pre retaz 882 TAB

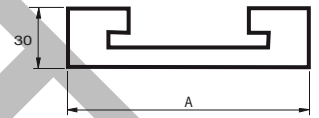
Sirka lamiel	Minimalny polomer	Rozostup P	AG
190,5	610	-	200
190,5	610	196	396
254	610	-	270
254	610	260	530
304,8	610	-	320
304,8	610	310	630

1 set = obvod  
Ine rozmery na zaklade poziadvky


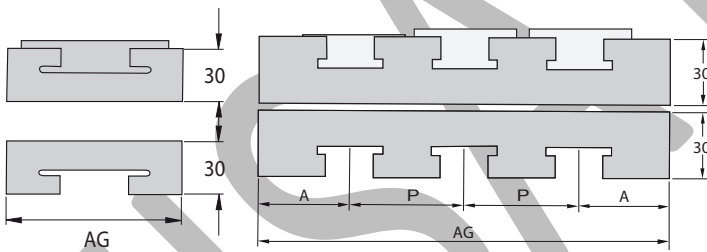
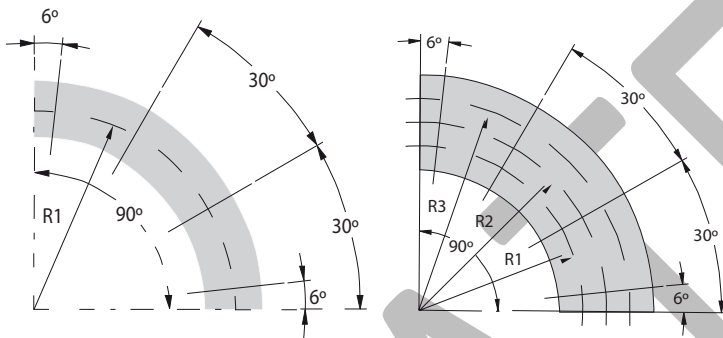
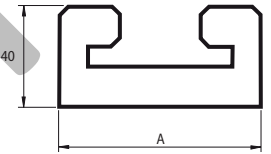
A	Retaz
100	K3 <sup>1/4"</sup>
130	K4 <sup>1/2"</sup>
210	K7 <sup>1/2"</sup>



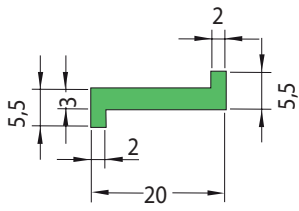
A	Retaz
100	K3 <sup>1/4"</sup>
130	K4 <sup>1/2"</sup>
210	K7 <sup>1/2"</sup>
270	K10"
320	K12"



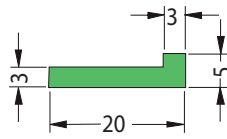
A	Retaz
100	K3 <sup>1/4"</sup>
130	K4 <sup>1/2"</sup>
210	K7 <sup>1/2"</sup>
270	K10"
320	K12"



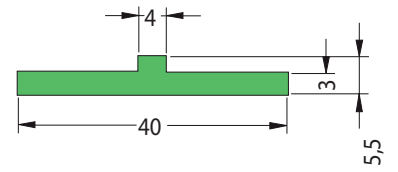
# Speciálne vedenia a profily



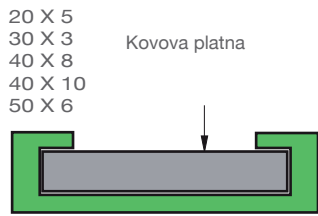
Z Profil - zeleny



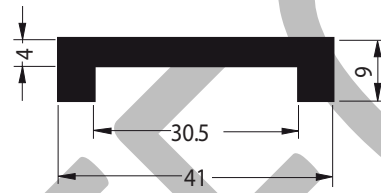
L Profil - zeleny



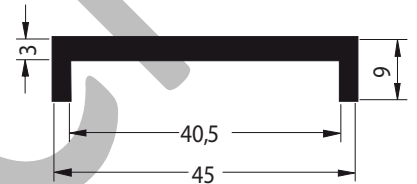
T Profil - zeleny



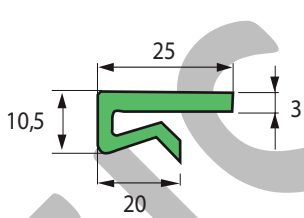
C Profil pre platne - zeleny



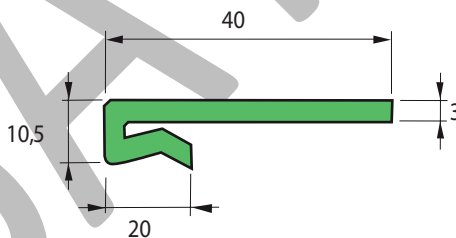
U-41 Profil - cierny



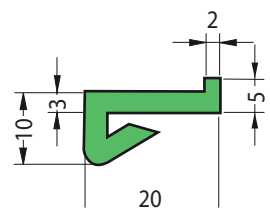
U-45 Profil - cierny



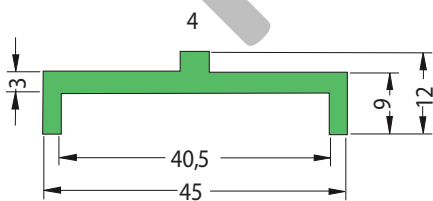
P 25 Profil - zeleny



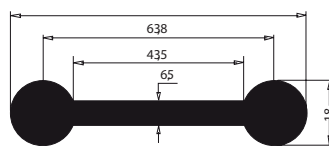
P 40 Profil - zeleny



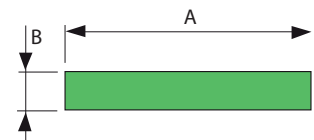
P 20 Profil - zeleny



DZ Profil - zeleny



H Profil - cierny



Obdlnik

Rozmery podľa požiadavky